

Microcat EPC Reference Guide



Contents

Contents	1
Requesting Microcat EPC Access.....	2
Accessing Microcat EPC.....	2
Microcat EPC Overview	2
Search Options	3
Major Attributes, Truck Options, TSDR Sections and TSDR Part Numbers	5
Part Identification.....	7
Navigation.....	10
Mouse Functions	11
Note Creation	12
Flat Rate Data	14
Managing Orders.....	16
Settings	17
Pricing Levels	18
Users may choose to hide or show pricing when emailing or printing orders.....	18
Additional Resources	19
Reporting Errors or Discrepancies.....	19

Requesting Microcat EPC Access

Users must first have access to the dealer portal in order to log into Microcat EPC. If a user does not already have access, please request access via a Service Now ticket.

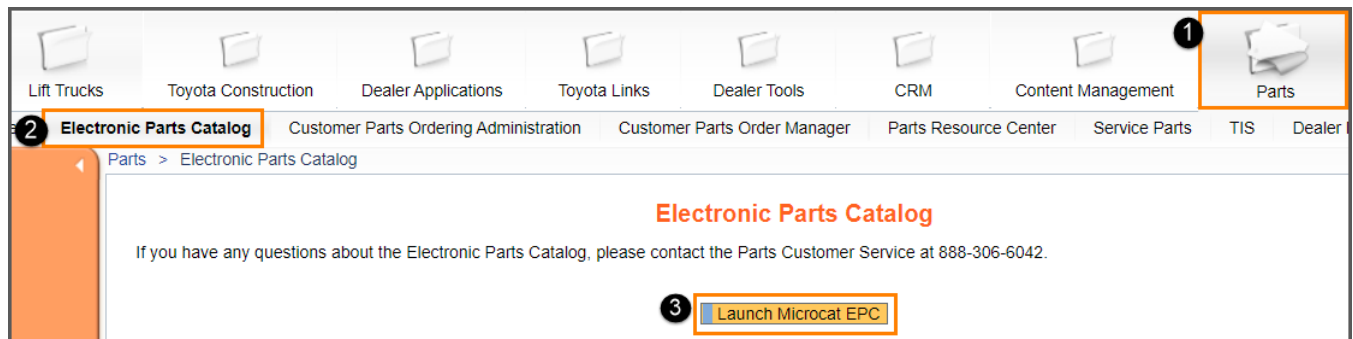
Accessing Microcat EPC

First, log onto the portal at <https://portal.tmhna.com/irj/portal>

Next, click on the “Parts” folder

Click on “Electronic Parts Catalog”

Click on “Launch Microcat EPC”



Microcat EPC Overview

There are three main tabs for navigation

- Identify Vehicle
- Select Parts
- Orders

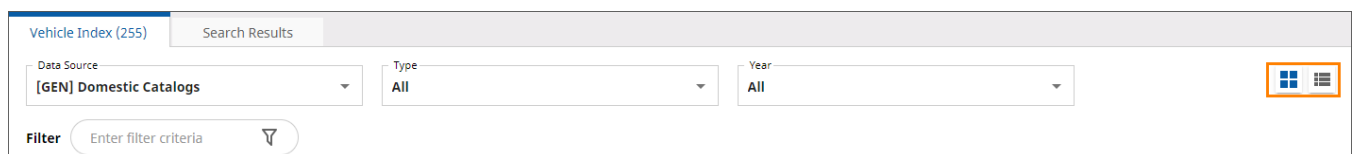


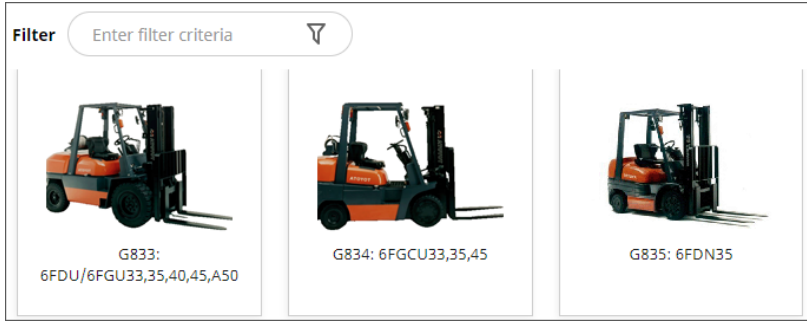
Navigation tabs

To customize the user interface, you may choose to view trucks by a:

- Graphical view which will display truck photos
- Text-based view which will display Series and Model data

Users may switch views by clicking on the icon in the upper right hand corner





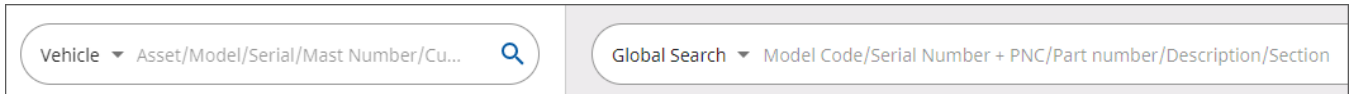
Graphical view

Lookup	Catalog
	2THD : PNEUMATIC FORKLIFTS
	G101: 2FG7,9
	G102: 4FG/3FD10,14,15,18
	G103: 3FG/3FD20,25.FG/FD23.4FG/4FD20,23,25
	G104: 2FG/3FD28,30.FG/FD28

List View

Search Options

There are two fields and multiple options to complete a vehicle search within the EPC.



Vehicle and Global Search Options

Below is a list of the type of searches that can be completed within each field, sample data to use to test the search functions, and the results derived from each search. A space between Model and Serial is required.

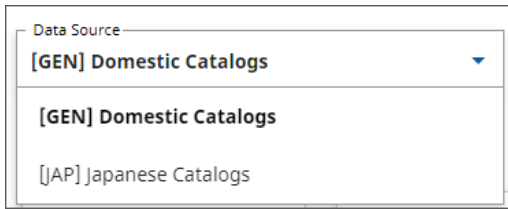
Search Field	Search Method	Sample Input Data	Results
Vehicle	Asset Number	5280	Model / Serial specific data
Vehicle	Series Code	G851	All models within the series
Vehicle	Model Number	8FGCU25	Model specific data only
Vehicle	Serial Number	20942	Any series/model with that serial number
Vehicle	Model/Serial Number*	8FGCU25 20942	Model / Serial specific data
Vehicle	Mast Number	U1771G9	Forklift information related to the searched mast serial. This will be for the mast originally shipped with the forklift.
Vehicle	Customer Tag	Rental 1	Model / Serial specific data

*preferred search method to return the most specific results

An additional search feature is the Global Search. Any combination of the following items can be utilized to drill down to more specific information: model code, serial number, PNC, part number, and description.

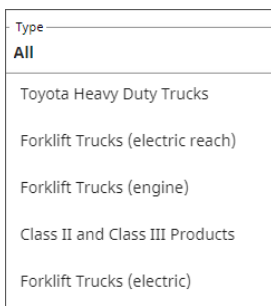
Search by Domestic (US) or Japanese Catalogs

Users will need to toggle between Domestic/Japanese to find the associated model
Japanese forklifts will not contain a "U" in the model name



Search by Data Source

Search by forklift type



Search by Type

Search by year manufactured



Search by Model Year

Once a model is selected, users may hover their mouse over any major group to see the PNCs contained within that section.



PNC displayed


Major Attributes, Truck Options, TSDR Sections and TSDR Part Numbers

Following a model/serial search, the Vehicle Information pane initially opens on the Major Attributes tab. Major Attributes includes data related to: Engine, Transmission, Capacity/Body Type, Engine Number, Mast Type, Attachment Type, and Build Date.

Please note: build date is the date the forklift left the factory. All information contained in the Vehicle Information pane is based on the forklift line-off date.

G861: 8FG/D35U-80U.8FGC35U-70U

Model Code: 8FGC70U
 Serial Number: 10634
 Special Spec.: AC87
 Mast Serial Number: U17114G
 Build Date: 01/13/2017



Major | Options | TSDR Sections | TSDR Parts

Engine/Control Type: **1FS**

Transmission Type:

Capacity/Body Type: **C70**

Engine Number: **0010290**

Mast Type: **V**

Attachment Type: **Not installed**

Vehicle Information with Major Attributes

The Truck Options tab includes any additional options that were added to the standard vehicle configuration. Each option is hyperlinked to take the user to the part breakdown per each option.

Option Name	Option Code
12V POWER SUPPLY	D59B
TOYOTA SYMBOL MARK	S02A
ORS W/SUSPENSION	G40I
AUTO FORK DECAL	S33A
SAS DECAL	S28A
STROBE LIGHT	J19G
REAR WORKING LIGHT	J26A
WIDE VISIBLE MAST(V)	M00B (3000)
TAPERED FORK	M20B (1220)

Truck Options

The TSDR Section displays any Toyota Special Design Request information. The Fig. No. represents the PNC (Part Number Code) as well as the image used for that particular section. You may click on the hyperlink under the Fig. No. or the Description to see the results within that particular illustration.

Major	Options	TSDR Sections	TSDR Parts
Enter filter criteria <input type="text"/>			
Fig. No.	Description		
5405	INDICATOR PLATE		
5601	WIRING & CLAMP		
5611	LAMP		
5612	LAMP BRACKET		

TSDR Section



Section List ↑
5405AC4R INDICATOR PLATE
5405AC4R INDICATOR PLATE
5405AC4R INDICATOR PLATE
5405AC4R INDICATOR PLATE
5405D38A INDICATOR PLATE (1309-) [FOOD]

TSDR Section related illustration information

The TSDR Part Number tab contains only the part number(s) applicable to the specific TSDR for that forklift (see Remarks for confirmation).

Major	Options	TSDR Sections	TSDR Parts	
Enter filter criteria <input type="text"/>				
PNC	Number	Descript...	Qty	Remarks
5405 JB	57811UMF5B71	INDICATOR R	1	AC87
5601 PI	56152UMA5B71	HARNESS LAMP	1	AC87
5611 55	56510UMF5B71	ASSY, SPOT BRACKET	1	AC87
5612 PA	56508UMA5B71	SUB-ASSY, LAMP	1	AC87
5612 PX	901190805871	BOLT	1	AC87

TSDR Part Number

There may be an occasion when a forklift has been approved for a TSDR, but the specifics of the TSDR are not available in Microcat EPC. In this situation, the below soft warning would be displayed. Please contact Toyota Parts Customer Service at 1-888-306-6042 prior to ordering parts.

TSDR data not available
✕

This lift truck has been manufactured with a special design that may use non-standard part numbers. Please refer to your distributor's portal before placing the order.

TSDR data not available

Part Identification

Green is applicable for truck
 Red are non-applicable for this truck
 Blue select fit (LH, RH)
 Purple added to cart

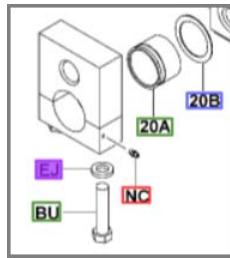


Image 16- Part Identification

Users may choose to customize colors via the settings icon in the upper right hand corner of the page.

There are five ways to search for a part. When initially entering a search, the “Cross catalog” box will be checked by default when not in a catalog. This will return all models that contain the part number that was searched. This is helpful when users are unsure of applicable models.

Global Search	Combination of model, serial, PNC, part number, description or section
Part Number	Toyota Part Number- with or without dashes
PNC (Part Number Code)	4 or 6 digit PNC code- with or without dashes
Supersession	Will provide results from the number entered to supersessions moving forward. Will not return results from earlier supersessions
Description (only once a model is selected)	Part name description

Global Search

Description

Part number

PNC

Supersession

Section

Part search methods

Search by PNC

Enter any four or six digit PNC

Search by Supersession

- Supersession search will return the new part superseded by an old part
- In the sample below, 3 parts now replace an assembly
- Microcat does not look up old part numbers superseded by a new part
- To determine the supersession type, hover over the number in the R/P column for an index

Supersession - 00590-46280-71

Vehicle Index (255) Search Results: 00590-46280-71 (4)

Filter All Supersession (4)

Supersession - 4 results

Local	Number	Description	Lookup	R/P	Qty	Dealer Price
<input type="checkbox"/> - 1 +	00590-46280-71	PULL ROD ASSY		6	1	\$ 344.63
<input type="checkbox"/> - 2 +	00590-00019-71	FITTING, GREASE [Type: HARDWARE]				
<input type="checkbox"/> - 1 +	00590-51236-71	ROD, PULL, PAINT, GREASABLE, 84/83/96 IN. FL. [Type: CRITICAL]			1	\$ 369.39
<input type="checkbox"/> - 2 +	00590-51184-71	BEARING, SLEEVE (GREASEABLE) (ID: 1.1IN. X OD: 1.25IN. X L: 1.62IN.) [Used On: GREASABLE, Type: RECOMMENDED]			2	\$ 6.23

Supersession Type: 6 (Components Replace Assembly)
Example A->B and C

Part search methods- Supersession

The following table lists the different types of supersessions:

ISC Code	Description	Example
1	INTERCHANGEABLE SUBSTITUTION	A<-->B
3	FORWARD SUBSTITUTION ONLY	A->B
5	KIT REPLACES INDIVIDUAL PART	A->B(C,D)
6	COMPONENTS REPLACE ASSEMBLY	A->B and C
7	ASSEMBLY REPLACES COMPONENTS	A,B,C->D
8	SELECTIVE SUBSTITUTION	A->B or C or D

Search by part description

Global Search 8FBCU32 70052 HOSE

Illustration Index (5) Search Results: HOSE (21) Saved Favorites

Filter All Section (1) Part (20) HIGH PRESSURE

Part - 8 results OR [Click to show Description search results for: HOSE](#)

	PNC	Number	Description
<input type="checkbox"/> - 1 +	6801 35	90693-U2040-71	HOSE, HIGH PRESSURE, NO.1 (TILT REAR)
<input type="checkbox"/> - 1 +	6801 35	90693-U2062-71	HOSE, HIGH PRESSURE, NO.1 (TILT REAR)

Part description overview, with filtered results


Hyperlinked description takes you to part data card (see image 26)

Search results key fields

	PNC	Number	Description	Lookup	Remarks	Q..	R...	From	To
<input checked="" type="checkbox"/> - 1 +	6801 35	90693-U2040-71	HOSE, HIGH PRESSURE, NO.1 (TILT REAR)		* [RH]	1		01/01/2010	
<input type="checkbox"/> - 1 +	6801 35	90693-U2062-71	HOSE, HIGH PRESSURE, NO.1 (TILT REAR)		* [LH]	1		01/01/2010	

Search results key fields

- Check mark in the first field indicates that the part is in the user's cart
 - Users may add one or many parts to their cart either by clicking on the part in the illustration or checking the first box in the search results field.

- The camera icon hyperlinks to the associated illustration 
- Descriptions provides full details of the part
- Remarks help further identify correct parts and will call out if a part is right-hand or left-hand side
- Quantity displayed is the quantity within particular illustration
- From/To dates tell when the part was used
- Lookup icon definitions




Image 22-Lookup icons









1. View kit
2. Part photo
3. Red- bulletin
4. Link- related parts
5. Yellow note- user note
6. 3D- 3D photo
7. SRS- Low use or discontinued OEM part
8. Green note- distributor note
9. Purple note- Toyota parts price review
10. Assembly Part

Navigation

Vehicle history- time and date stamped history of the last searched forklifts in chronological order

Vehicle History Customer Tags

[Clear All](#)

	7FDU70 70014 G839 G839: 7FG/7FD/7FGCU35-U80,KU40,AU50	9:35 AM 
	8FGU25 89691 G851 G851: 8FGU/DU15,18,20,25,30,32.8FGCU20-32	11/19/2020 
	8FGC70U 10634 G861 G861: 8FG/D35U-80U.8FGC35U-70U	11/19/2020 
	8FGU25 G851 G851: 8FGU/DU15,18,20,25,30,32.8FGCU20-32	11/19/2020 


Vehicle History

Users may click on "New Session" in upper right hand corner to keep existing session open and also begin new session

[New session](#) 

New session

Breadcrumbs- Clicking on any of the major groups will take you directly to the related section.

 [G839: 7FG/7FD/7FGCU35-U80,KU40,AU50](#) > [ENGINE,FUEL GROUP \(2/2\)](#) > [1903 ALTERNATOR](#) > [1903118B ALTERNATOR \(0011-0801\)13Z..60,70,80](#)

Breadcrumbs

Mouse Functions

- Hover over any hotspot will provide a Toyota part description
- Single left click on a hotspot will return Part Data with the option to show/hide pricing

12501-UD020

BRACKET, ALTERNATOR

Part Data

PNC: 1903 AW Number: 12501-UD020

Description: BRACKET, ALTERNATOR

Remarks: 13Z

From: 11/01/2000 To: 01/31/2008

Quantity: 1 R/P:

Lookup: 3D

▼ Pricing

Part Data

- Scroll from one PNC to the next by clicking on the Left and Right arrows in upper right hand portion of screen
- Single arrow will take you to the next image. Double arrow will take you to the next group image.



Arrow through illustrations

Overview of icons within the illustration index

1. Display image in full view
2. Display split-screen: horizontal
3. Display split-screen: vertical (left)
4. Display split-screen: vertical (right)



Illustration index icons

1. Collapse the toolbar
2. Add a section note
3. Add this section to your favorites
4. Print the image/image and part list
5. Send image by email
6. Search for parts with a flat rate time
7. Click and drag the mouse to select callouts
8. Drag the image in any direction
9. Display image at actual size
10. Zoom in
11. Zoom out



Illustration index icons

* section notes or part notes can be added to provide internal users with additional information related to the part or section. This could include information related to kits, date breaks for individual parts, related part numbers

Note Creation

Notes can be added for a model, model/serial combination, section, or part number

When model only is entered, the note will apply to all forklifts with the same model number.

G851:
8FGU/DU15,18,20,25,30,32.8FGCU20-32

Model Code 8FGU25

Build Date

Add Note

MM/DD/YYYY

Model note

When model/serial is entered, the note will only apply to that specific forklift.

G839: 7FG/7FD/7FGCU35-U80,KU40,AU50

Model Code 7FDU70

Serial Number 70014

Special Spec. NH2M

Mast Serial Number U081540

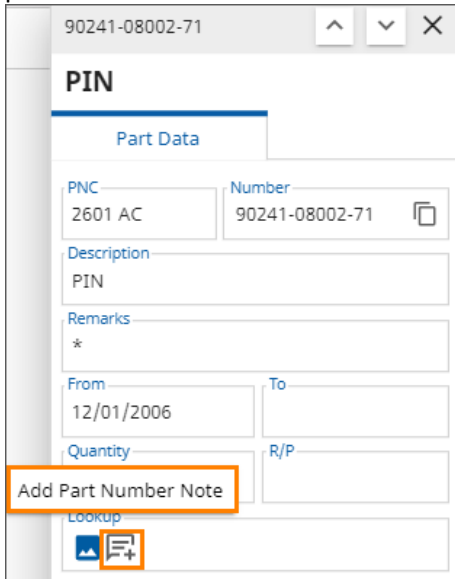
Build Date

Add Note

01/10/2008

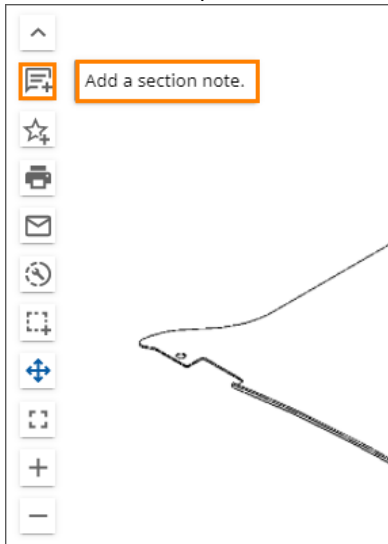
Model / Serial note

When a part number is selected and a note is added via the part data card, the note will apply to the specific part.



Part number note added via Part Data card

When a section (illustrated section or PNC) is selected, the note will apply to the specific section selected.



Section note added via Illustration Index

Once notes are created, users may

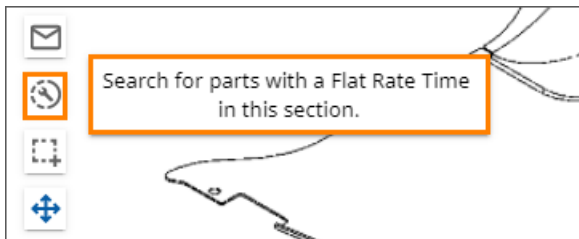
1. View notes created by any of the users within their dealership
2. Create notes, which will be visible by any users within their dealership
3. Edit notes that they have created themselves.
4. Delete notes they have created themselves via the application or in the notes maintenance window.
 - Please contact your Parts Manager prior to utilizing note maintenance to delete any notes.

Flat Rate Data

Users can find flat rate related data after identifying a part or major section

When the part or section has been identified, click on the wrench to see related flat rate data to include:

- Operation number
- Operation name
- Type of repair
- Unit of repair
- Flat rate time



Flat rate indicator

Users may hover over any of the abbreviated sections to look up the abbreviation definition

Flat Rate Time				
Operation No.	Operation Name	Repair	Unit	Time
110632	CHAIN	X		2.7
110633	HYDRAULIC PUMP DRIVE SPROCKET	X		2.9
110641	TIMING GEAR COVER GASKET	X		1.4
110645	REAR OIL SEAL RETAINER GASKET	X		5.4
110646A	ENGINE REAR OIL SEAL	X		5.4
110744	REAR ENGINE MOUNTING INSULATOR RR	X	B	1
110744	REAR ENGINE MOUNTING INSULATOR RR	X	O	0.8


Flat rate data

REP_CODE	Definition
L	Lubricate
A	Adjust
O	Remove and reinstall
C	Clean
W	Overhaul
X	Exchange
T	Test
I	Install
B	Air Bleed
G	Grind

REP_UNIT	Definition
1	One
2	Two
3	Three
4	Four
A	Lower top only (One side)
All	Lower top only (Both sides)
B	Both Sides
C	Lower top only (Both sides)
F	All (One side)
G	All (both sides)
H	Fr One side
I	Fr Both sides
J	Rr One side
K	Rr Both sides
L	Left Side
M	Fr & Rr One side
N	Fr & Rr Both sides
O	One side
P	Front side
Q	Rear side
R	Right side
S	Lower, One & Upper, One
T	Lower, Two & Upper, Two
U	Center
V	Link side
W	Pedal side
Z	All

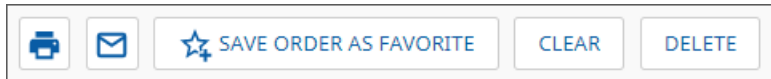
Managing Orders

Below is an overview of the order screen and related fields in Microcat EPC

Description	PNC	Number	PDC Stock, Columbus	Qty	Tax %	Adjustment %	Qty Ordered	Dealer Price	Ext. Price
 G851: 8FGU/DU15,18,20,25,30,32.8FGCU20-32 8FGU25 89691 4 Items ADD PARTS									
BEARING, DRIVE SPROCKET	1106 33B	87103-76015-71	Available (48)	1	0.00 %	0.00 %	- 1 +	\$ 14.48	\$ 14.48 X
CHAIN SUB-ASSY	1106 32	13506-UB031	Available (48)	1	0.00 %	0.00 %	- 1 +	\$ 129.00	\$ 129.00 X
CASE, TIMING CHAIN	1106 24	11301-UB010	Available (2)	1	0.00 %	0.00 %	- 1 +	\$ 334.14	\$ 334.14 X
COVER SUB-ASSY, TIMING GEAR, CHAIN	1106 20	11302-UB020	Available (5)	1	0.00 %	0.00 %	- 1 +	\$ 379.08	\$ 379.08 X

Order screen overview

- Vehicle- forklift series and model
- The camera icon will take the user back to the part illustration
- Description- part description
- PNC- Part number code, also refers to the illustration
- Part number- Toyota recognized part number
- PDC Stock, Columbus- quantity currently on hand in the Columbus, IN PDC
- Quantity- qty. ordered
- Once items are added to the cart, a user may click on the “group” button and this will arrange the parts by each individual forklift
- Users may click on “sort” to reverse the order the parts were added to the cart



Order screen icons

- Print allows the order to be printed
- Email allows parts personnel to email the order to an external customer or an internal associate
- Save order as a favorite allows user to save frequently placed orders
- Clear removes all items from user’s cart
- Delete removes entire order

- Save any order by clicking on “save as quote.”
- Order can be recalled via Saved Orders tab



Saved order overview

Settings

To view available settings, click the gear in the upper right and corner and choose “settings”

General settings include

- What pricing is included and how it is displayed
- Information contained in printed and emailed data
- Hide/show non-applicable part data
- Screen layout
- Preferences when copying a part number
- Search options
- Order options
- Copy number options

Personal Settings

- Language
- Supersession information
- Default search type
- Default color indicators
- Hotspot display

Account Details

- Personal information unique to each user

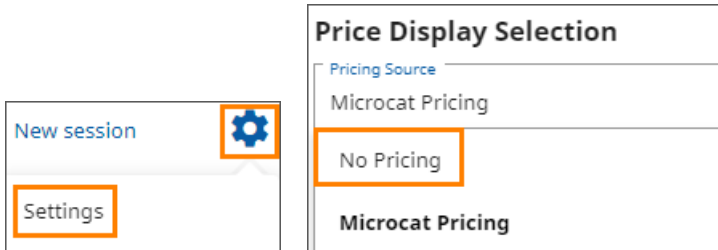
Integration Settings

- This feature is not currently active as all dealers are not on a common dealer management system

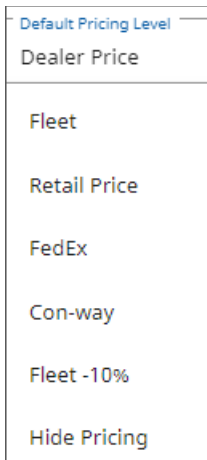
Pricing Levels

Users may choose to hide or show pricing when emailing or printing orders.

Navigate to Settings-> General Settings-> select “No Pricing” from Pricing source drop down menu



Alternatively users can choose to leave the pricing source as “Microcat pricing” and select “Hide Pricing” from the Default Pricing Level dropdown menu. Other pricing levels are also displayed.

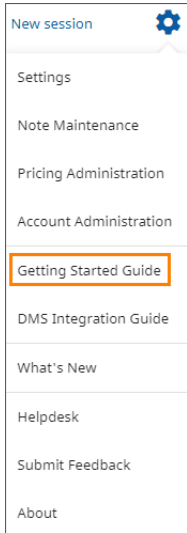


While in the order screen, users may choose to hide pricing prior to printing or emailing an order by selecting “hide pricing” from the Price Level dropdown.



Additional Resources

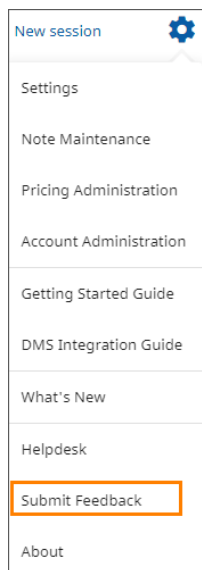
As always, you can find additional Microcat EPC resources by clicking on the gear in the upper right hand corner and selecting “Getting Started Guide.”



Additional resources

Reporting Errors or Discrepancies

If an error is found within the Microcat EPC, there is a quick process to supply feedback. Simply click on the gear icon in the upper right hand corner of the page and scroll down to the “Submit Feedback” link. This page will pre-populate the essential details and allows end users to comment on the specific issue.



Submit feedback

A 'Submit Feedback' form with a close button (X) in the top right. The form is pre-populated with the following information:
Helpdesk: Toyota Material Handling
Telephone: 812-341-3433
Fax: [Redacted]
Email: Stephanie.Morrissey@ToyotaTMH.com
Version: Application: v9.0 Build 8.99.2-prod-1121.2
Catalogue Data: Processed: Nov 12, 2020
Class. if and Class ID Date: 1:30
THD Data: 20201103
Data Time: Mon Nov 23 2020 12:08:10 PM
Catalog: G855: 8FBCU20.25.28.30.32.8FBCU25 (G855GEN)
VIN: 8FBCU32 70952
License Plate: [Redacted]
Model year: 02/14/2020
Issue Type: Incorrect build date, Incorrect pricing, Incorrect description, Interpretation error, Incorrect illustration, Not in catalog, Incorrect part number, Other
Model: 8FBCU32, Stock: 4507238, Color: 4507 HW, Country: 4555SU123071
Comments: [Text area]
Buttons: Reset, Cancel, Send

Feedback form